



 **TEKWAVE Solutions**

TEKControl Technology Suite

Integrated Visitor Management, Access Control, and Remote Entry System

Company Profile



TEKWave Solutions

Cloud based solutions for Health, Safety, Security and "Internet of Things" (IoT) with real time KPI analytics

- Atlanta Headquarters
 - Engineering
 - Research & Development
 - Sales
 - Operations
- (3) Cloud Infrastructures
 - Microsoft Azure Cloud computing partner
 - Rackspace Cloud Services
 - Google Cloud
- Customers/Deployments
 - 2500+
 - 90% Fortune 1000

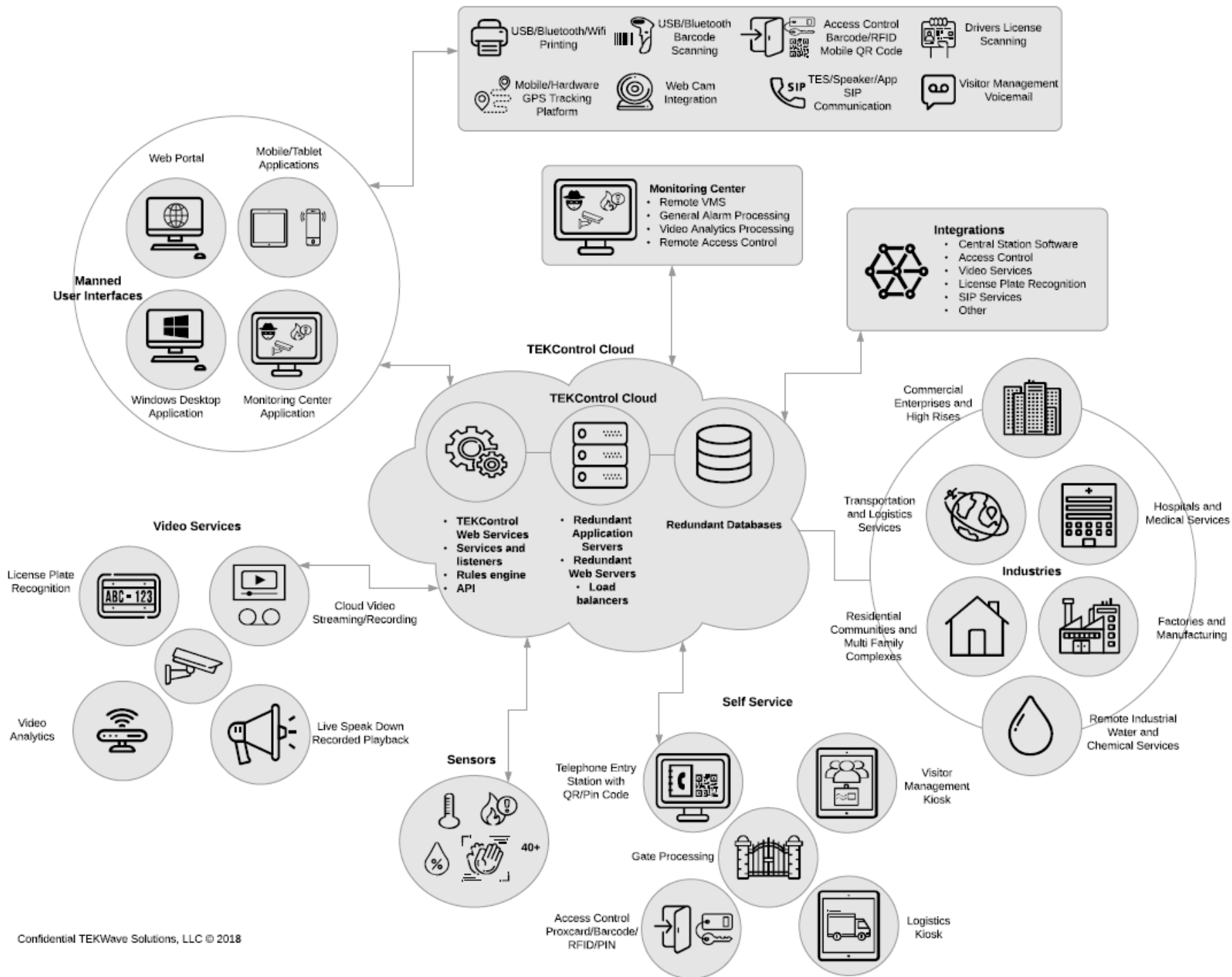


Solutions Overview

Cloud based solutions for Health, Safety, Security and "Internet of Things" (IoT) with real time KPI analytics

- Community Solution
 - Visitor Management
 - LPR
 - Access Control
 - AllBox
- Commercial Solution
 - Visitor Management
 - Access Control
 - Kiosk
 - AllBox
- Logistics Solution
 - Logistics Inspections
 - C-TPAT Compliant
 - Mobile
 - AllBox – Remote Logistics

TEKWave Architecture





Why Logistics Inspections?

Reduce Liability and Improve Security

- Securely record details about each and every shipment
 - Truck #, Trailer #, Seal #, etc.
- Pre-schedule arriving shipments, automatically notify receiving dept.
of arrivals
- Screen and scan Driver's Licenses
- Verify eligibility of shipping documents
- Produce vehicle passes for speedy departure and on-site verification
- Ensure CTPAT compliance and other inspection criteria are met

Improve Efficiency/Communications

- User Friendly Interface accelerates truck processing
- Pre-Registration of trucks
- Automatic Notification of Arrivals (Optional Site Level)

Reporting

- Logging and Tracking of all transactions
- Quick look up of truck details
- Real-Time information exchange between Officers/Admin

Logistics Overview

Officer at the Gate

- Truck Check-In and Check-Out
- Truck and cargo Inspection
- Visitor Processing

Officer WEB

- Searches & Reports

Officer Tablet or PC

- Truck Processing
- Truck Scheduling
- Truck Inspection

Administration

- Manage Entire Program from the Web

Employee

- Manage/ Schedule Trucks
- Update Profile



Officer Interface

Officer Interface:

- **Officers may use a Tablet**
 - Package comes with mobile, wireless, driver's license scanner.
 - Signature capture with the touch screen
 - Take pictures with built in camera
 - Large buttons and Text create a User Friendly Interface
 - Quick search options for last name, first name, address, PIN, etc.
- **Officers may use a desktop PC**
 - Package comes with a desktop driver's license scanner, signature capture, and web cam
 - Any brand PC, all that is needed is a web browser
 - Simplified interface assists in quick adaptation and ease of use.

TEKCONTROL

Logistics Inspections

05/17/2016 To 06/01/2018 Schedule Date Descending

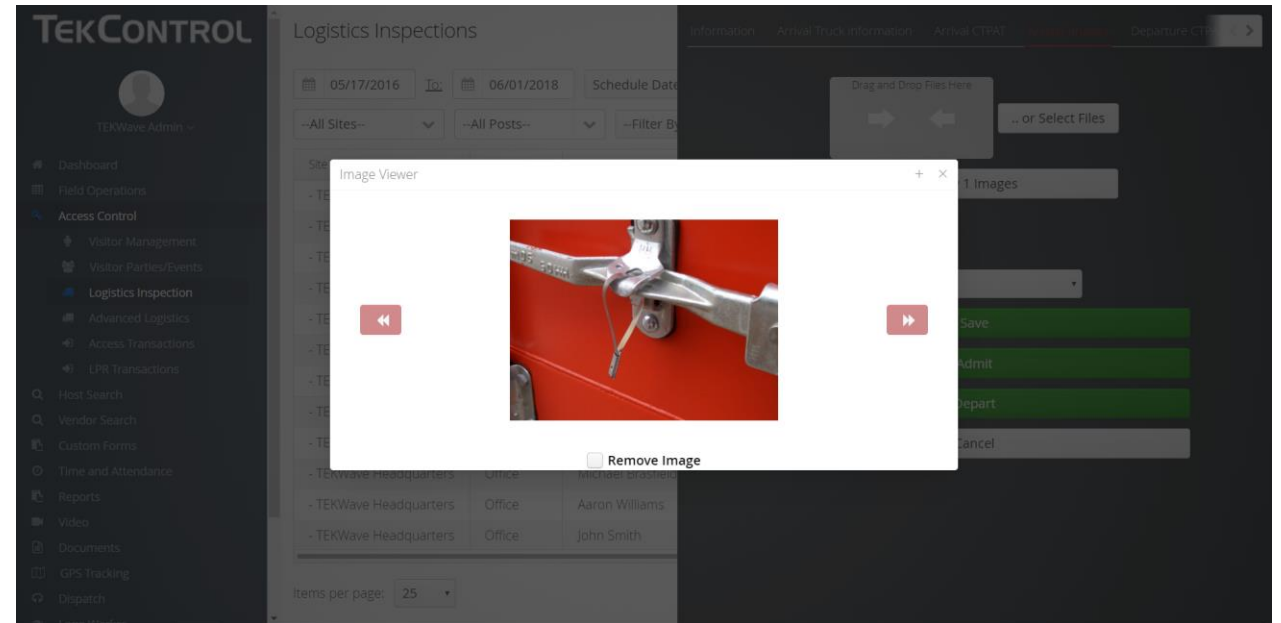
--All Sites-- --All Posts-- --Filter By--

Site	Post	Driver Name	Schedule Date	Arrival Date	Departure Date	Created Date
- TEKWave Headquarters	Office	Adrian Thompkins	05/23/2018 06:04	05/23/2018 06:04		05/23/2018 06:04
- TEKWave Headquarters	Office	Jake Peralta	05/23/2018 06:04	05/23/2018 06:04	05/23/2018 06:04	05/23/2018 06:04
- TEKWave Headquarters	Office	Maddie Eaton	05/23/2018 05:56	05/23/2018 05:56		05/23/2018 05:56
- TEKWave Headquarters	Office	Patrice Michaels	05/23/2018 05:56			05/23/2018 05:56
- TEKWave Headquarters	Office	Hillary Booher	05/23/2018 05:55	05/23/2018 05:56		05/23/2018 05:56
- TEKWave Headquarters	Office	Rebecca Watson	05/23/2018 05:55	05/23/2018 05:55		05/23/2018 05:55
- TEKWave Headquarters	Office	Mary Velordi	05/23/2018 05:55	05/23/2018 05:55	05/23/2018 05:55	05/23/2018 05:55
- TEKWave Headquarters	Office	Mitch Matthews	05/23/2018 05:55	05/23/2018 05:55		05/23/2018 05:55
- TEKWave Headquarters	Office	Patrick Moore	05/23/2018 05:55	05/23/2018 05:55		05/23/2018 05:55
- TEKWave Headquarters	Office	Michael Brasfield	05/23/2018 05:55			05/23/2018 05:55
- TEKWave Headquarters	Office	Aaron Williams	05/23/2018 05:54	05/23/2018 05:55	05/23/2018 05:55	05/23/2018 05:55
- TEKWave Headquarters	Office	John Smith	05/23/2018 05:54	05/23/2018 05:54		05/23/2018 05:54

Items per page: 25 Page: 1 / 4

Logistics Processing Photos

Capture damage or important details of the truck by using the tablet to take photos.



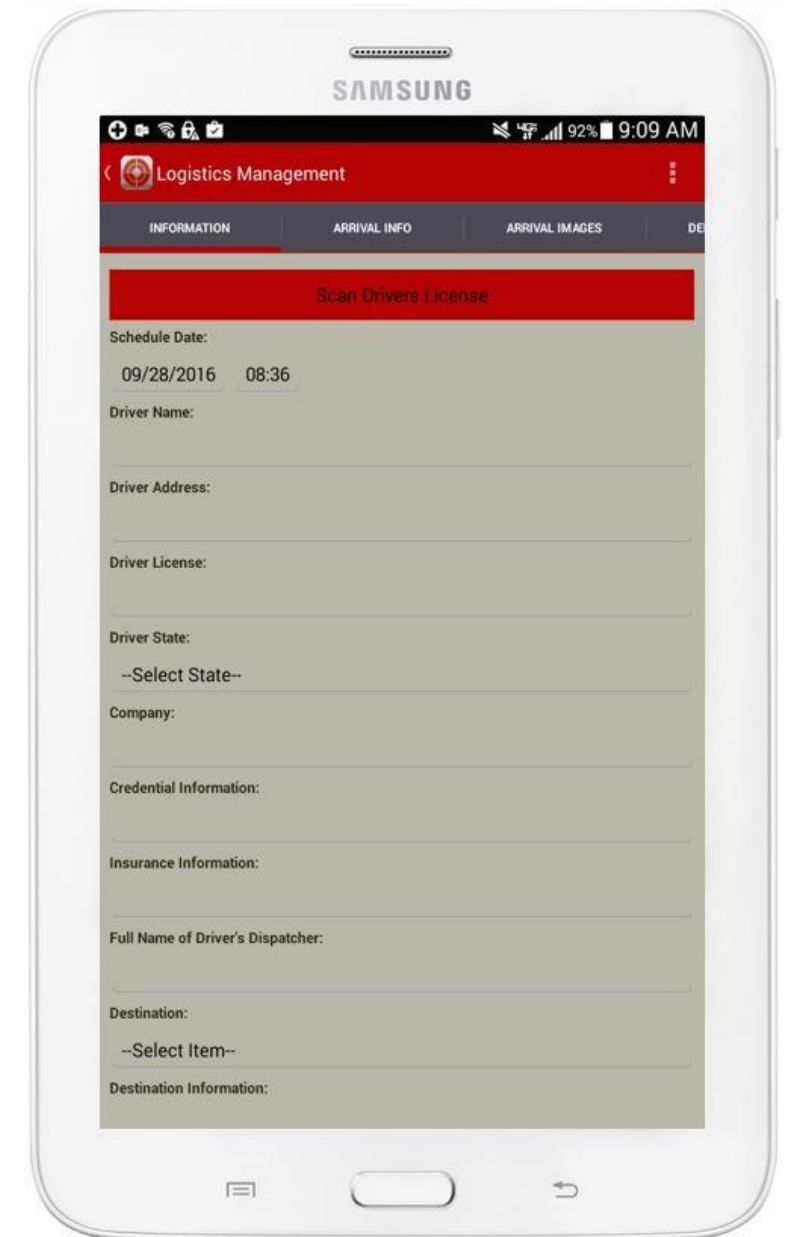
Logistics Solutions: Data Tracking

Any Tablet (Android)

- Mobile with Outdoor viewable screen
- Wireless DL Scanner
- Battery Pack & Charger
- Touch Screen
- Wireless Data Plan

Any Brand PC

- Hardware agnostic
- Full setup from Desktop PC
- Browser Based Software
- Cloud Storage



Logistics Solutions: Data Tracking

Logistics Tracking

200+ Fields:

- **Tractor #**
- **Trailer #**
- **Seal #**
- **Carrier Name**
- **Signature Capture**
- **Photos & Notes:**
 - **Damaged Trailer**
 - **Damaged Truck**
 - **Damaged Seal**

The screenshot displays a web-based data entry interface for logistics tracking. It features a dark-themed layout with a top navigation bar containing tabs: 'Information', 'Arrival Truck Information', 'Arrival Images', and 'Driver Sign'. A prominent red button labeled 'Scan Drivers License' is positioned at the top right. The main form area is divided into two columns of input fields. The left column includes fields for 'Carrier Name' (dropdown), 'Carrier Information', 'Tractor Number', 'BOL Number', 'Truck License', 'Truck License State' (dropdown), 'Cargo' (dropdown), 'Cargo Information', 'Cargo Empty?' (text input with 'N/A'), 'Trailer Number', 'Trailer License', 'Trailer License State' (dropdown), 'Seal Number', and 'Notes'. The right column includes 'Site' (dropdown), 'Post' (dropdown), 'Schedule Date' (calendar icon and text input '09/28/2016 10:23'), 'Driver Name', 'Driver Address', 'Drivers License', 'Driver State' (dropdown), 'Company', 'Insurance Information', 'Destination' (dropdown), and 'Destination Information'. A green 'Save' button is located at the bottom right, and a dropdown menu for 'Printing Options' is visible above it.

Logistics Inspections

Logistics Inspections

- Increase Speed, Accuracy & Efficiency
- Paperless

Real Time Reports

- Ingress & Egress Inspections
- Trucks On Site
- Trucks Expected
- Driver Information

Searchable Database

- Find critical information within seconds
- Inspection photos maintained in historical records

Trailer Inventory

- Keep track of trailers sitting in the yard
- Trailer Temperature Logs

Compliance

- C-TPAT Container Inspections
- TAPA
- CCSP
- Seal Verification & Inspection (V.V.T.T)

TEKWAVE
Logistics Inspection Detail Report

Client: TEKWave Solutions **Location (PO#):** Building 1
Contact Name: Henry West **Contact Phone:** 4041307188
Contact Email: henry@tekwavesolutions.com

Inspection Created By: Administrator, Default	Last Modified By: Administrator, Default
Is Departure? No	Departure Done By:
Arrival Date: 08/19/2013 12:37 PM	
Driver Name: GEORGE ANDERSON	Driver License: 1214894548
Driver Address: 600 JACOBSON WAY, GRAYSON, GA 30040	Driver License State: GA
Destination Information: DOOR 1 -	Insurance Information:
Company:	Combinatorial Information:
Truck Inspected: Yes	
Status: INSPECTED, ALL IN ORDER	
Created Date/Time: 08/19/2013 11:40 AM	Modified Date/Time: 08/19/2013 11:41 AM
Trailer Information:	
Trailer License: JCK3480	Trailer License State: GA
Trailer Number: 5562942	Trailer Status: 2014587
Trailer License: 404MCS	Trailer License State: CT
Seal Number: 8542768213	Carrier Name: US DISTRIBUTION

Arrival Photos:



Mobile Inspections:

- Driver's License
- Tractor
- Trailer
- Seal
- License Plate
- Photos
- More!

Barcodes: Activity Management

Barcodes & PIN

- **Mobile Lookup**
 - Scanning a Barcode with the mobile device allows security to see pertinent information about the vehicle or truck driver
 - What are they dropping off
 - Where should they be
- **Egress Tracking**
- **Check In/Check Out**
 - Instantly know who is onsite
 - Scan Seals, Barcoded Trailers, etc. to reduce transposing errors.



Real Time Reporting

Logistics Transaction Log

- Complete details on each and every truck or driver

Gate Statistics Report

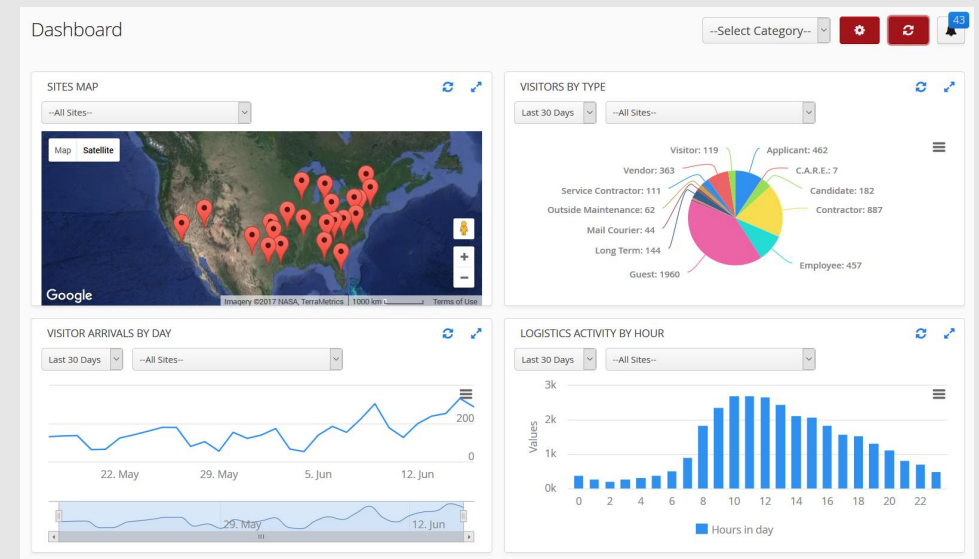
- How many trucks passed through each gate during each hour and what are your busiest times on average

Trailer Inventory Report

- Know what cargo came on site, where it was delivered to, and what condition it was in.

Logistics Export

- Get a comprehensive report on all trucks that came through your facility.



Sample Logistics Report

- Logs each and every transaction related to trucks, drivers, or vendor access.
- Tracks:
 - All truck and driver details
 - What the cargo was
 - Where the load was going
 - Much more
- Which officer admitted the truck and through which entry point
- Retains scanned driver's license data
- Search and reporting capability
- Export to Word, Excel, CSV for further use

TEKWAVE Solutions Logistics Detail Report

Client: - TEKWAVE Headquarters Location (Post): Office
Contact Name: John Hayde Contact Name: 678-951-0626
Contact Email: john@tekwavesolutions.com Contact Email: john@tekwavesolutions.com

Created By:	Demo, Logistics	Modified By:	Demo, Logistics
Is Departure?:	No	Departure Done By:	
Arrival Date:	12/12/2017 11:49:40	Departure Date:	
Driver Name:	Chad Hancock	Driver License:	235672323
Driver Address:	123 Back Rd	Driver License State:	FL
Company:	TEKWAVE Solutions	Credential:	12345
Insurance Information:	Geico		
Destination Information:	Lot A		
Created Date:	12/12/2017 11:10:40	Modified Date:	12/12/2017 11:49:40

Arrival Information:			
Carrier Name:	DART		
BOL Number:	0-3093	Tractor Number:	453241
Cargo Information:	Empty	Truck License:	ASD2341
Yard Location:	West Side Dock 1 Space 12	Yard Label:	Orange
Cargo Empty?:	Yes	Truck State:	HI
Trailer Number:	42341223	Trailer Carrier:	SAIA
Seal Number:	23-ASW23432	Trailer License:	SDF4533
		Trailer State:	CT
Truck Inspected?:	Yes	Notes:	Taken On-Road

Weight:	23412.0		
Undercarriage (CTPAT):	No	Outside/Inside Doors (CTPAT):	No
Right Side (CTPAT):	No	Left Side (CTPAT):	No
Front Wall (CTPAT):	No	Ceiling/Roof (CTPAT):	No
Floor (Empty Only) (CTPAT):	No		

Departure Information:			
Carrier Name:			

Watchlist (BOLO)

- Specific individuals can be denied access to certain employees, sites, or clients.
- Alerts are also created when any visitor is denied.
- Visitors on the Watch List are denied based on Name, DL number, Date of Birth, description, Aliases, and Pictures.

TEKControl Portal

Watchlist (BOLO)

--All Sites-- Filter

Site	First Name	Last Name	DL Number	Date of birth	Description
- TEKWave Headquarters	New	Watchlist			
- TEKWave Headquarters	Traitor	McWilliams	053466771	04/26/1991	
- John Hancock	Franny	Checkerts	7894617	06/25/1973	call police immediately!
CG Systems Demo	Super	Badguy	1234567		This is one bad guy. Do not let him on the property and call 911 if you see or
Buckhead Village	Polpy	Ankersen			Please contact Tommy Zarna @ 770.601.4834 if Bob Johnson enters property

Items per page: 25 Page: 1 / 1

C-TPAT Compliant

- **17-Point C-TPAT Inspection**
- **Exception-based picture capture**
- **C-TPAT Reporting and Alerts**
- **Badge printing and signature capture**



Customization and Advanced Logistics

- **Integration with BOL camera allows sensitive documents to be recorded and stored easily.**
- **Integrate our software with your YMS, scheduling software, or any software with ours to create a stream of data and never enter in information twice.**
- **Allow our team to customize our software to your specific needs to speed up your access point while also capturing all information needed.**
- **Allows the guard and/or inspector to pay closer attention to critical details.**

Cameras will take a picture of the license plate then analyze the picture and pull out text that matches the license plate.

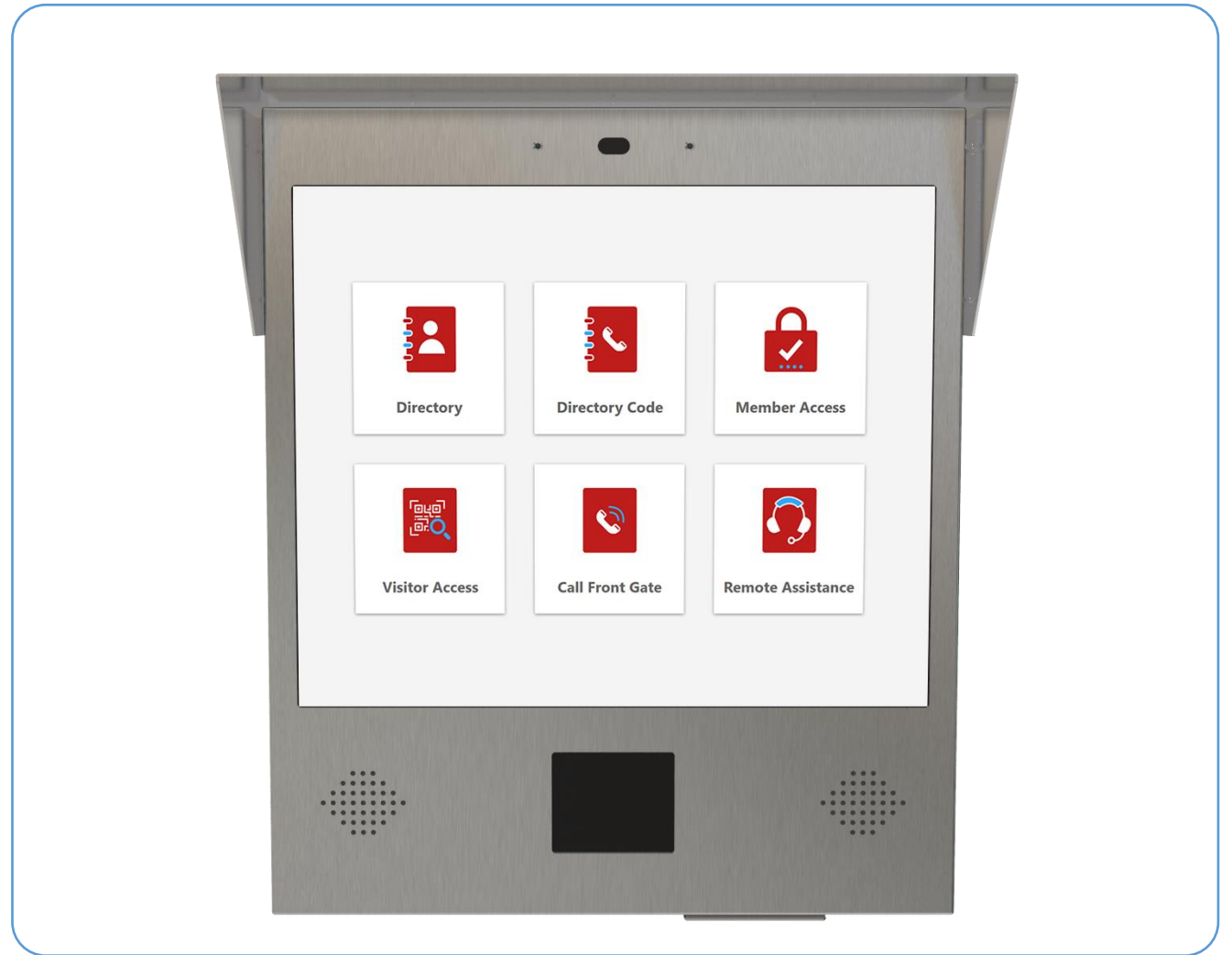




Remote Logistics

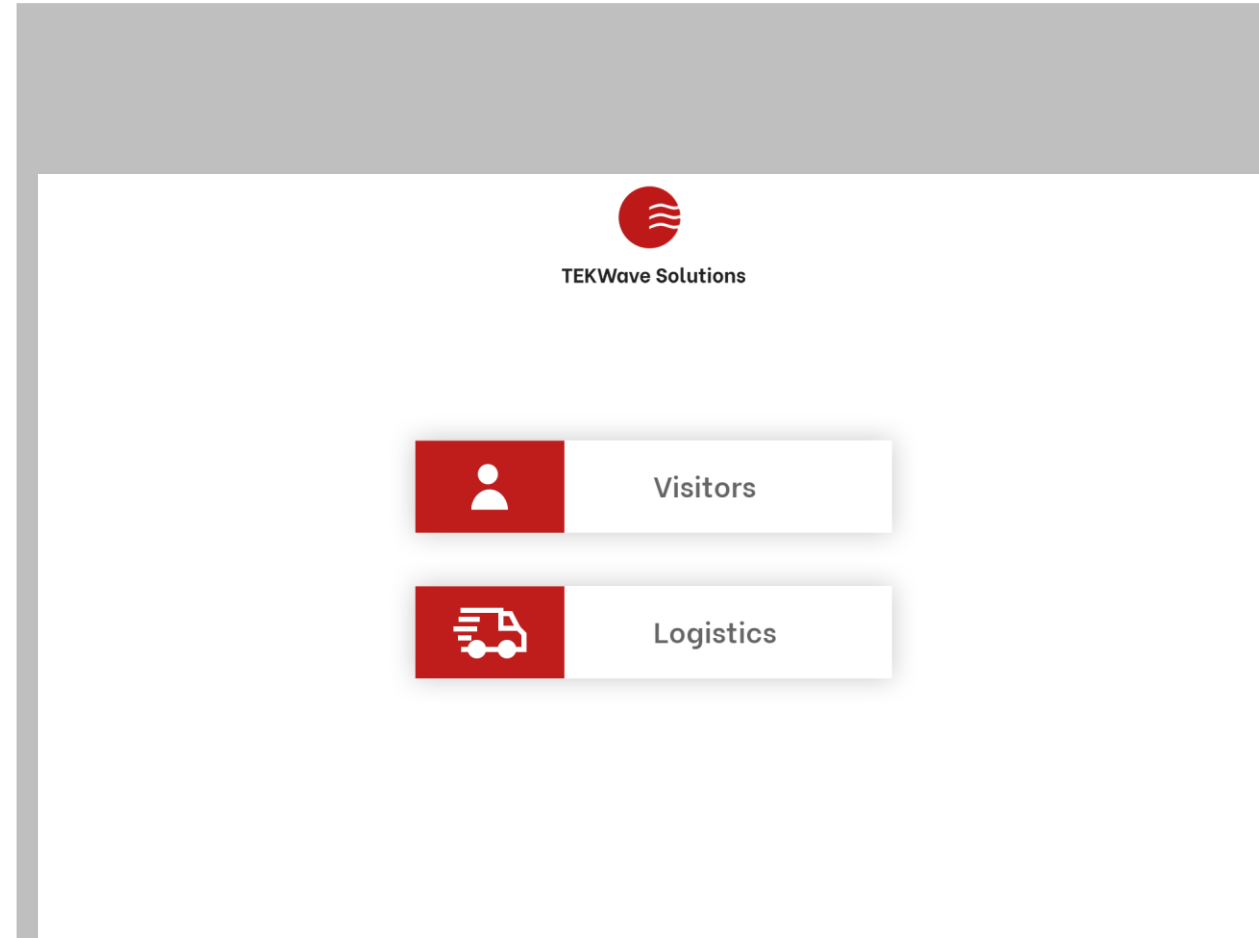
AllBox A1

- Robust vandal-proof outdoor kiosk unit with touchscreen interface.
- Temperature controlled aluminum NEMA enclosure that fits all climates and environments.
- 17" touchscreen AIO
- Expandable peripherals: thermal/infrared camera, printer, etc.



AllBox Interface – Home Screen

- AllBox application includes visitor management and logistics inspections.
- Visitor management allows you to process guests coming into the facility by dialing an employee, scanning a QR code from visitor pre-registration, or connecting to a monitoring center.
- Logistics processes trucks through the following ways.



AllBox Interface – ID Scanning

Place ID in the middle of the view below



OR

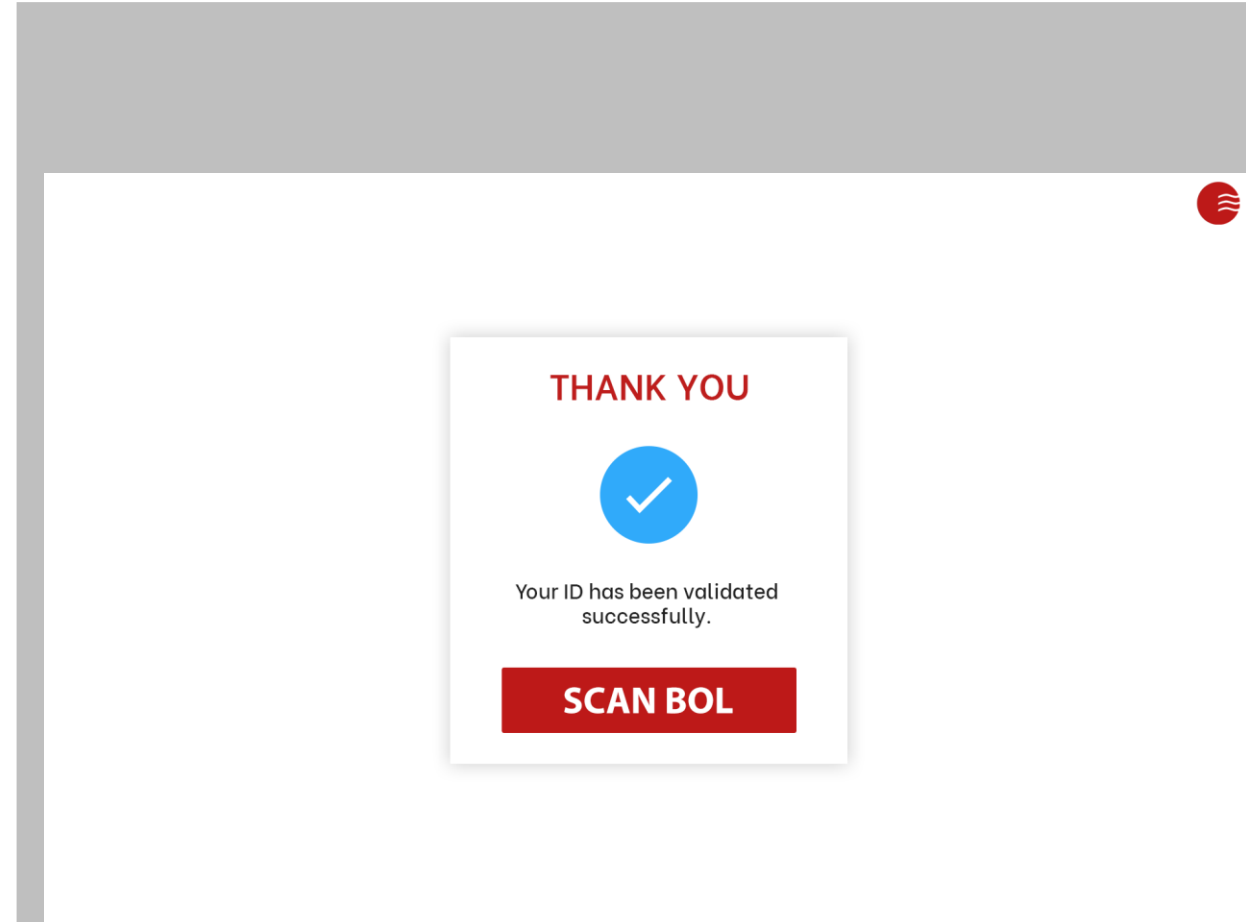
Please Enter ID

Verify

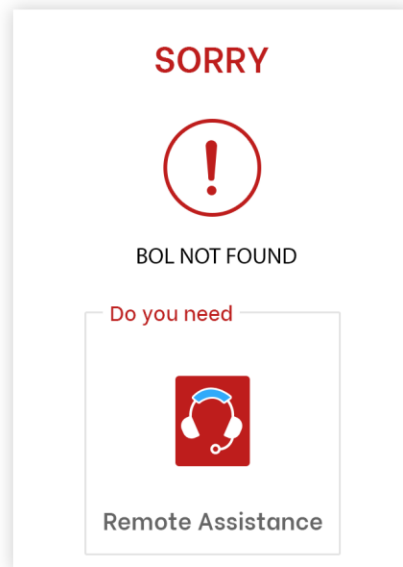
- Once the logistics process is started, a step-by-step process walks the driver attempting to authorize the driver or trailer.
- An ID can be scanned by the front facing camera or by the barcode scanner on the unit.
- This process can be switched with the BOL scanning.
- A negative match can prompt the driver to connect with remote assistance.

AllBox Interface – Positive ID Match

- A successful match of an ID, BOL, or any equivalent evaluation criteria can open a gate and send a notification of a successful process.
- Two factor authentication can be used as a two-tiered security process to move from ID to BOL, or an equivalent unique variable, for processing.
- A negative match will prompt the driver to connect with remote assistance.



AllBox Interface – BOL Scanning

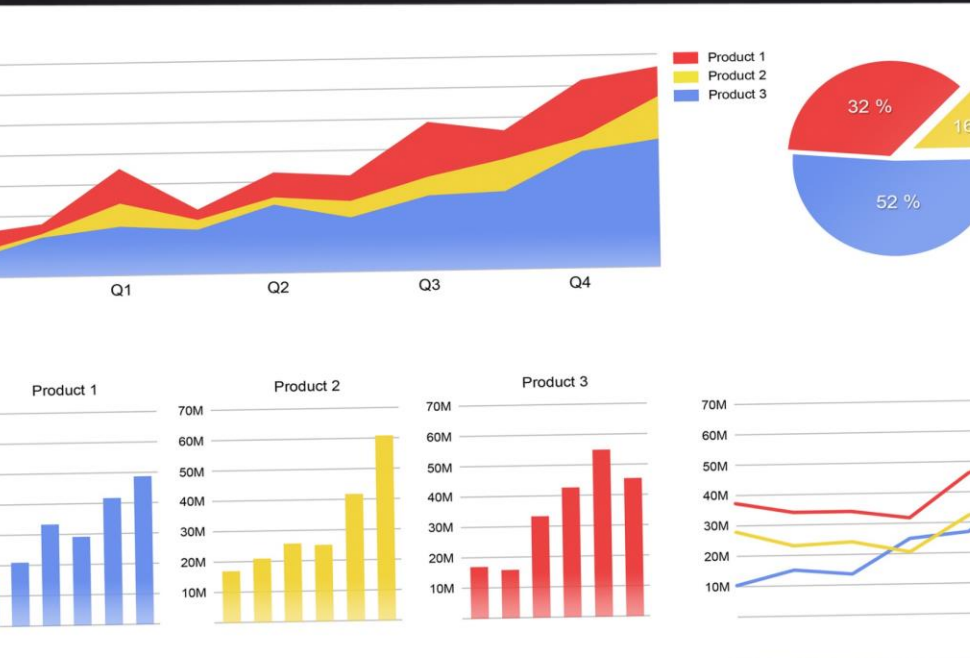


- Any unique identifier can be used for official verification:
 - BOL
 - Trailer Number
 - Seal Number
 - Etc.
- Our logistics inspections application can be integrated with an existing scheduler, YMS, etc. or utilize imports for authentication.

Add-Ons

- LPR – integrated license plate recognition for automatic processing with zero driver interaction.
 - Leverage LPR for watchlist for specific trucks or drivers
- Truck OCR – capture truck numbers and carrier through optical character recognition and a camera tunnel.
- Other Integrations – truck scale integration, internal approval applications, etc.

Why Commercial Visitor Management?



Improve Security

- Screen and Validate visitors and contractors
- Produce credentials for visitors (i.e. passes/badges)
- Process vehicles with multiple passengers

Improve Efficiency/Communications

- User Friendly Interface accelerates visitor processing
- Pre-Registration of Visitors
- Automatic Notification of Arrivals (Optional Site Level)

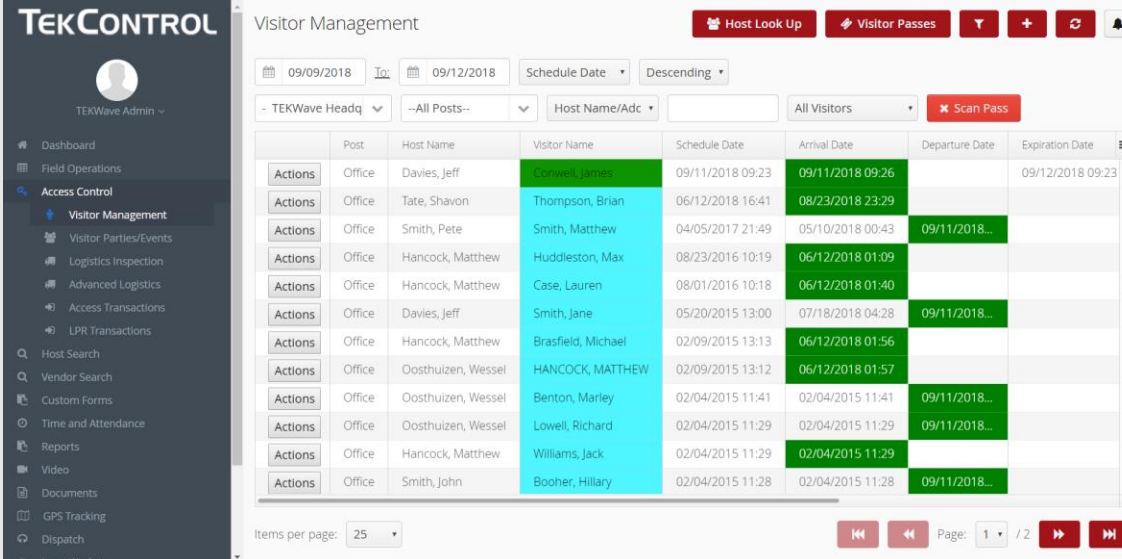
Reporting

- Logging and Tracking of all transactions
- Quick look up of visitor details
- Real-Time information exchange between Officers/Admin

Officer Interface

Officer Interface:

- **Officers may use a Tablet**
 - Package comes with mobile, wireless, driver's license scanner.
 - Signature capture with the touch screen
 - Take pictures with built in camera
 - Large buttons and Text create a User Friendly Interface
 - Quick search options for last name, first name, address, PIN, etc.
- **Officers may use a desktop PC**
 - Package comes with a desktop driver's license scanner, signature capture, and web cam
 - Any brand PC, all that is needed is a web browser
 - Simplified interface assists in quick adaptation and ease of use.

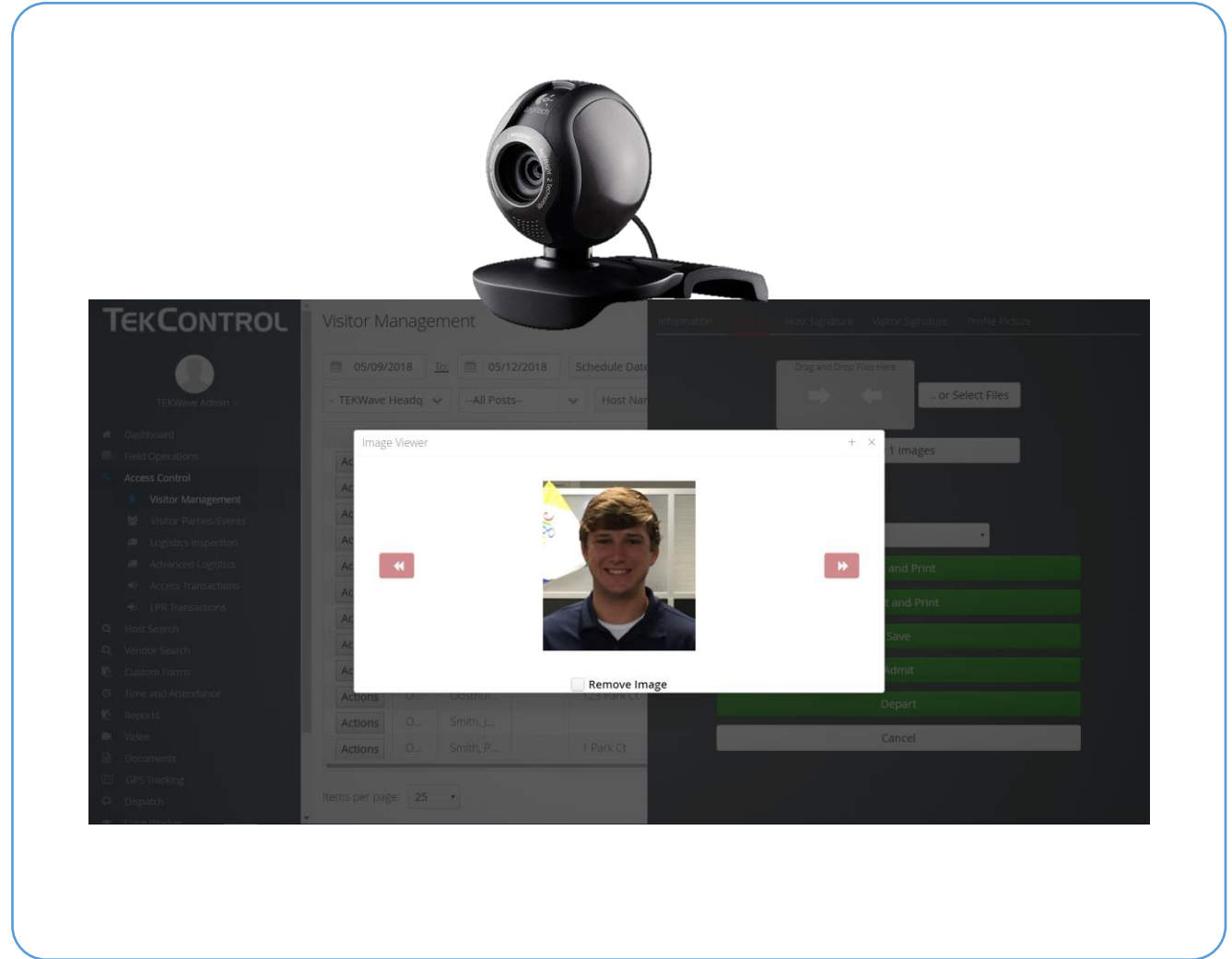


The screenshot displays the TEKCONTROL Visitor Management interface. On the left is a dark sidebar menu with options like Dashboard, Field Operations, Access Control, Visitor Management, and more. The main area shows a table of visitor records. The table has columns for Actions, Post, Host Name, Visitor Name, Schedule Date, Arrival Date, Departure Date, and Expiration Date. The interface includes search filters, date pickers, and navigation controls.

Actions	Post	Host Name	Visitor Name	Schedule Date	Arrival Date	Departure Date	Expiration Date
Actions	Office	Davies, Jeff	Davies, James	09/11/2018 09:23	09/11/2018 09:26		09/12/2018 09:23
Actions	Office	Tate, Shavon	Thompson, Brian	06/12/2018 16:41	08/23/2018 23:29		
Actions	Office	Smith, Pete	Smith, Matthew	04/05/2017 21:49	05/10/2018 00:43	09/11/2018...	
Actions	Office	Hancock, Matthew	Huddleston, Max	08/23/2016 10:19	06/12/2018 01:09		
Actions	Office	Hancock, Matthew	Case, Lauren	08/01/2016 10:18	06/12/2018 01:40		
Actions	Office	Davies, Jeff	Smith, Jane	05/20/2015 13:00	07/18/2018 04:28	09/11/2018...	
Actions	Office	Hancock, Matthew	Brasfield, Michael	02/09/2015 13:13	06/12/2018 01:56		
Actions	Office	Oosthuizen, Wessel	HANCOCK, MATTHEW	02/09/2015 13:12	06/12/2018 01:57		
Actions	Office	Oosthuizen, Wessel	Benton, Marley	02/04/2015 11:41	02/04/2015 11:41	09/11/2018...	
Actions	Office	Oosthuizen, Wessel	Lowell, Richard	02/04/2015 11:29	02/04/2015 11:29	09/11/2018...	
Actions	Office	Hancock, Matthew	Williams, Jack	02/04/2015 11:29	02/04/2015 11:29		
Actions	Office	Smith, John	Booher, Hillary	02/04/2015 11:28	02/04/2015 11:28	09/11/2018...	

Photo Capture

- Web Cam makes it easy to capture a photo from drivers, visitors and contractors to store with your permanent transactions
- Very easy work around for individuals visiting your property without a driver's license.
- Picture can be used to print on a Visitor Identification Badge.
- Transaction logging stores all of this information for historical needs in an encrypted format



Visitor Pre Registration

Pre Register Visitors

- Web Scheduling
- Host Application
- Deny Visitors

Manage Personal Information

- Phone numbers
- Comments
- Vacation Notices
- Store Photo for Officer familiarity
- Advanced information for faster verification

The screenshot shows a mobile application interface for adding a new visitor. At the top, there is a red header bar with a back arrow on the left, the text "Add New Visitor" in the center, and the time "1:19" and status icons (airplane, Wi-Fi, battery) on the right. Below the header, there are several input fields: "First Name", "Last Name", "Company Name", "Host Address", and "One-Day Visitor". Below these fields, there are two rows for scheduling. The first row has "Schedule Date" with a date picker showing "4/10/2019" and "Add Time:" with a toggle switch labeled "OFF". The second row has "Expiration Date" with a date picker showing "4/10/2019" and "Add Time:" with a toggle switch labeled "OFF". Below the scheduling fields, there are three more input fields: "Contact Email", "Contact Phone", and "Notes". At the bottom of the form, there are two large buttons: a red "SAVE" button and a dark grey "SAVE & SEND E-PASS" button.

Administrative Access

Administrators have access to manage all facets of the program, including:

- Adding, removing, and modifying users
- Run Reports and export them to Excel, PDF, Word, CSV
- Manage Alternate Destinations and Offices/Suites, Visitor Types, Statuses, etc.
- Manage Watch List and automatic denial.

TEKCONTROL

TEKWave Admin

Dashboard

Field Operations

Access Control

Visitor Management

Visitor Parties/Events

Logistics Inspection

Advanced Logistics

Access Transactions

LPR Transactions

Host Search

Vendor Search

Custom Forms

Time and Attendance

Reports

Video

Documents

GPS Tracking

Dispatch

Level Worker

Visitor Management

Host Look Up

Visitor Passes

05/09/2018 To: 05/12/2018 Schedule Date Descending

TEKWave Headq --All Posts-- Host Name/Adc All Visitors Scan Pass

	Post	Host Name	Vendor	Host Address	Host Lot Number	Visitor Name	Company	Schedule Date	Arrival Date	Departure
Actions	O...	Oosthui...		123 Park Ct		Oosthui...		05/10/201...	05/10/2...	
Actions	O...	Smith, P...		1 Park Ct		Smith, M...		04/05/201...	05/10/2...	
Actions	O...	Hancoc...		Default P...		Huddlest...		08/23/201...	03/05/2...	
Actions	O...	Hancoc...		Default P...		Case, Lau...		08/01/201...	01/25/2...	
Actions	O...	Davies, J...		123 Park Ct		Smith, Jane		05/20/201...	05/20/2...	
Actions	O...	Hancoc...		Default P...		Brasfield, ...		02/09/201...	02/09/2...	02/09/20...
Actions	O...	Oosthui...		123 Park Ct		HANCOC...		02/09/201...	02/09/2...	02/09/20...
Actions	O...	Oosthui...		123 Park Ct		Benton, ...		02/04/201...	02/04/2...	
Actions	O...	Hancoc...		Default P...		Williams, ...		02/04/201...	02/04/2...	
Actions	O...	Oosthui...		123 Park Ct		Lowell, Ri...		02/04/201...	02/04/2...	
Actions	O...	Smith, J...				Booher, ...		02/04/201...	02/04/2...	
Actions	O...	Smith, P...		1 Park Ct		Johnson, ...		02/04/201...	02/04/2...	

Items per page: 25

Page: 1 / 2

Package Tracking

Package Tracking:

- Track Packages that are delivered to a front desk or gatehouse. Check the package out when the host picks it up.
- Admission Notification can be used to alert a host that a package has arrived to be picked up.



Barcodes: Activity Management

Barcodes & PIN

- **Mobile Lookup**
 - Scanning a Barcode with the mobile device allows security to see pertinent information about the vehicle or truck driver
 - What are they dropping off
 - Where should they be
- **Egress Tracking**
- **Check In/Check Out**
 - Instantly know who is onsite
 - Time & Attendance Tracking for Visitors and Contractors



Vehicle Pass & Visitor Badge Printing

- Passes & Badges printed on high speed thermal and thermal transfer printers
 - Will not fade!
- Prints in 4-5 seconds
- Passes Include:
 - Directions
 - Visitor Name
 - Host name
 - Expiration date
 - Optional bar code for egress tracking
- Badges Include:
 - Visitor Name & Photo (if scanning driver's licenses)
 - Host name
 - Expiration date
 - Optional bar code for egress tracking



License Plate Recognition

- Increased gatehouse efficiency, reduced vehicle backup
- Seamlessly integrates with the visitor management software
- System uses optical character recognition to capture the vehicle license plate
- Allows for compliance of all vehicles on-site



Integrated Access Control

- Remotely monitor and open gates and doors from any web browser
- Automated software functions reduce visitor and employee admission times
- Combined with our cloud-based Visitor Management software, guards can perform all functions from one centralized location



Real Time Reporting

Visitor Transaction Log

- Complete details on each and every visitor

Gate Statistics Report

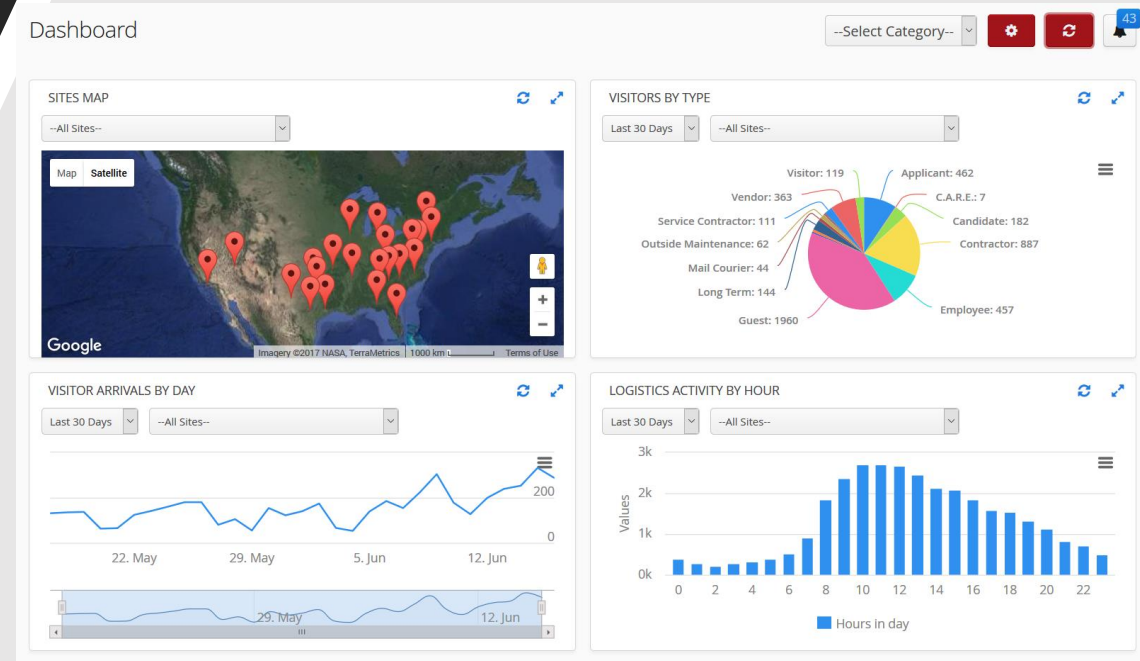
- How many visitors passed through each gate during each hour

Employee Listing Report

- Name, address, phone number

Comprehensive User Profile

- Print on demand for complete details on each User.



Sample Visitor Report

- Logs each and every transaction related to visitors and/or employee access
- Tracks:
 - Who entered visitor for admittance
 - Who is hosting the visitor
 - Much more
- Which officer admitted visitor and through which entry point
- Retains scanned driver's license data
- Search and reporting capability
- Export to Word for further use



Visitor Detail Report

Client: Buckhead Village Location (Post): Main Gate
Contact Name: Tommy Contact Name: Zarna
Contact Email: tommy@tekwavesolutions.com

Created By:	Zarna, Tommy	Schedule Date:	02/06/2017 00:30:00
Arrival Date:	06/14/2017 10:05:27	Departure Date:	06/14/2017 10:05:47
Visitor First Name:	Mary	Visitor Last Name:	Lewis
DL Address:		DL State:	
DL Number:		DL Expiration:	
Destination:	Club House	Type:	Permanent Visitor
Status:	Departed	Host Name:	Wilson, Allison
Created Date:	02/08/2017 09:44:06	Modified Date:	06/14/2017 10:05:47
Host Address:	1234 Lyons, Pueblo, CO 10001		
Vehicle License:			
Notes:			

Watchlist (BOLO)

- Specific individuals can be denied access to certain employees, sites, or clients.
- Alerts are also created when any visitor is denied.
- Visitors on the Watch List are denied based on Name, DL number, Date of Birth, description, Aliases, and Pictures.

TEKControl Portal

Watchlist (BOLO)

--All Sites-- Filter

Site	First Name	Last Name	DL Number	Date of birth	Description
- TEKWave Headquarters	New	Watchlist			
- TEKWave Headquarters	Traitor	McWilliams	053466771	04/26/1991	
- John Hancock	Franny	Checkerts	7894617	06/25/1973	call police immediately!
CG Systems Demo	Super	Badguy	1234567		This is one bad guy. Do not let him on the property and call 911 if you see or
Buckhead Village	Polpy	Ankersen			Please contact Tommy Zarna @ 770.601.4834 if Bob Johnson enters property

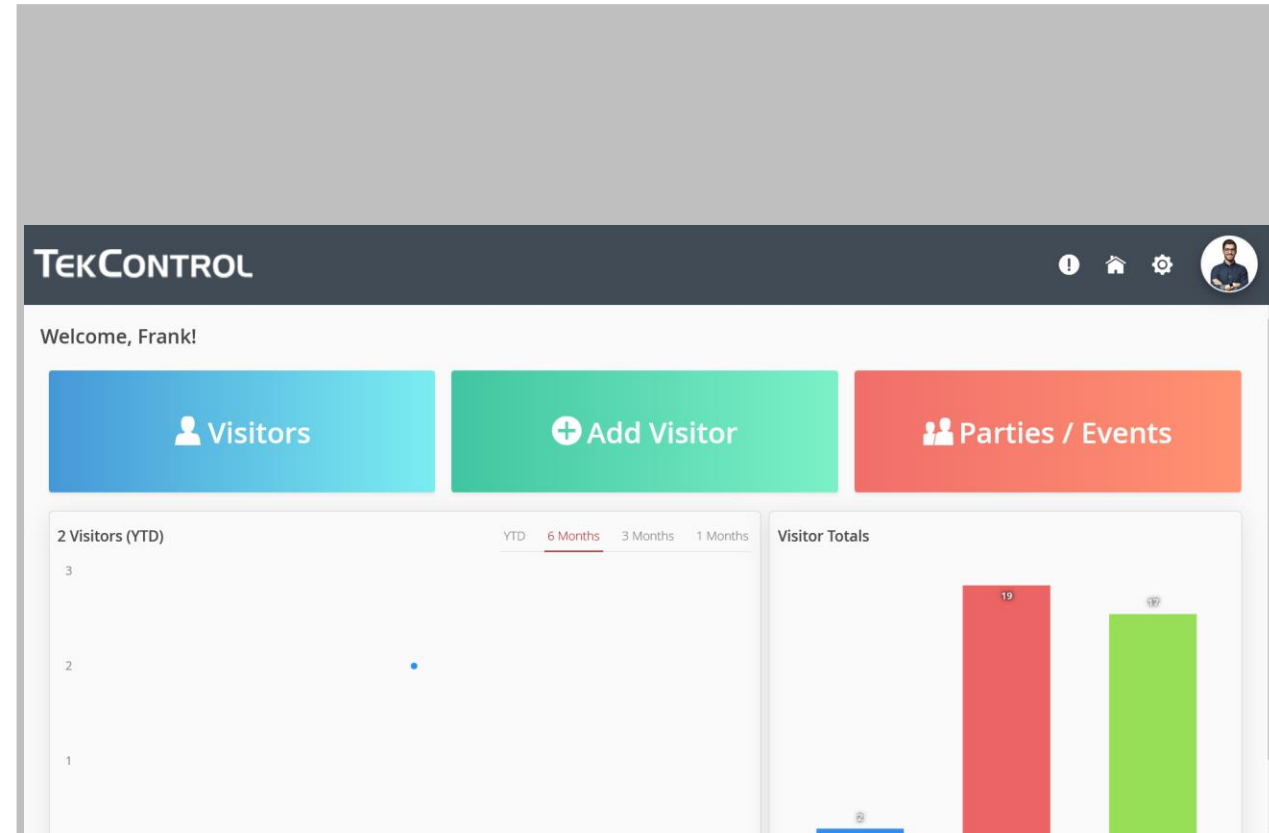
Items per page: 25 Page: 1 / 1

Commercial Kiosk

A hand is shown pointing towards the center of the image, interacting with a futuristic digital interface. The interface features concentric circular patterns, binary code (0s and 1s), and various geometric shapes in shades of blue and white. The background is a blurred, light blue gradient.

Host Interface

- Employee login to pre-register visitors, send e-pass, or manage profile
- SAML integration enables automatic employee syncing and Single Sign On
- Notifications
 - Visitor arrival
 - Visitor checkout
 - Announcements

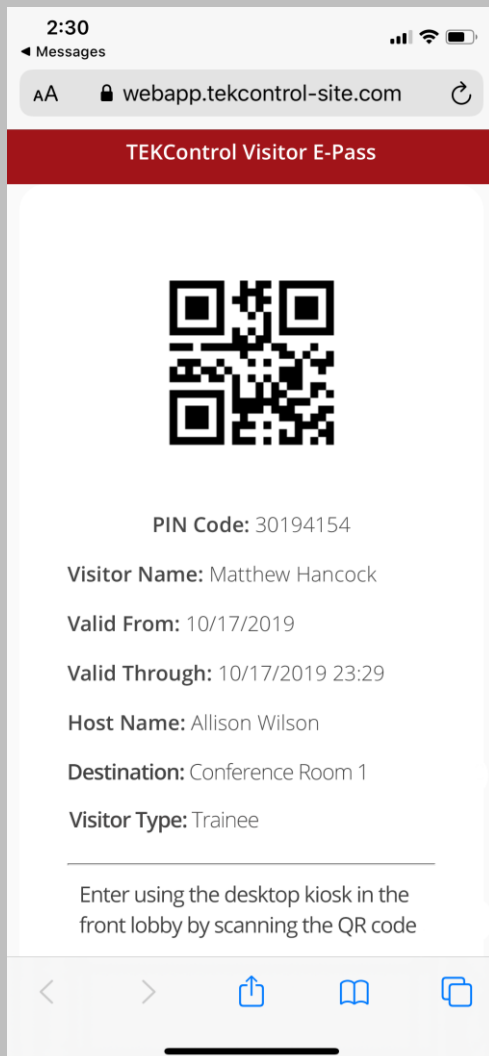


Hardware

- Three options:
 - Desktop
 - Floor stand
 - Wall-mounted
- Front facing camera, speaker, microphone, and mounted QR/barcode scanner
- 17" touchscreen AIO
- Expandable peripherals: thermal camera, printer, etc.



E-Pass and Printed Pass



- Visitors can receive an e-pass or printed pass with a QR code or barcode for easy entry
- The e-pass will be texted or email to the visitor
- The physical pass is printed at the kiosk
- This can be used for touchless entry at the kiosk
- If any additional information is needed, it can be captured via smartphone before the e-pass is displayed

Kiosk Interface – Splash Screen

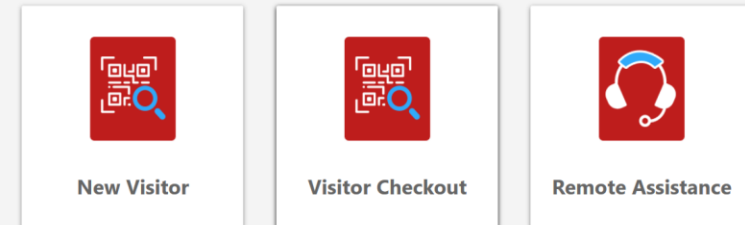


Press Anywhere to Begin
or Scan Below

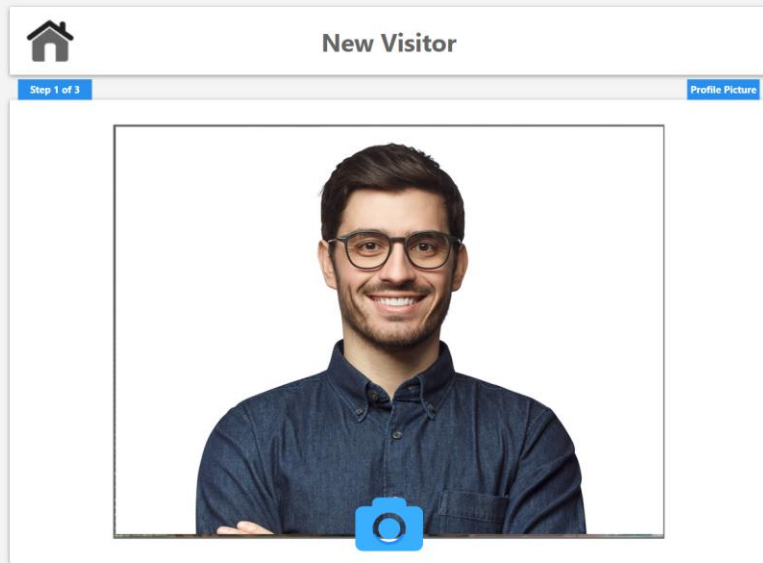
- Customizable splash screen for the kiosk resting interface
- Some clients provide set of instructions
- Can include logo or any other images, words, or graphics

Kiosk Interface – Home Screen

- Latent scanning – scan an e-pass or printed pass at any time
- New visitor adds a new visitor into the facility
- Visitor checkout marks the visitor as off-site
- Remote assistance connects the visitor with a remote receptionist



Kiosk Interface – New Visitor 1



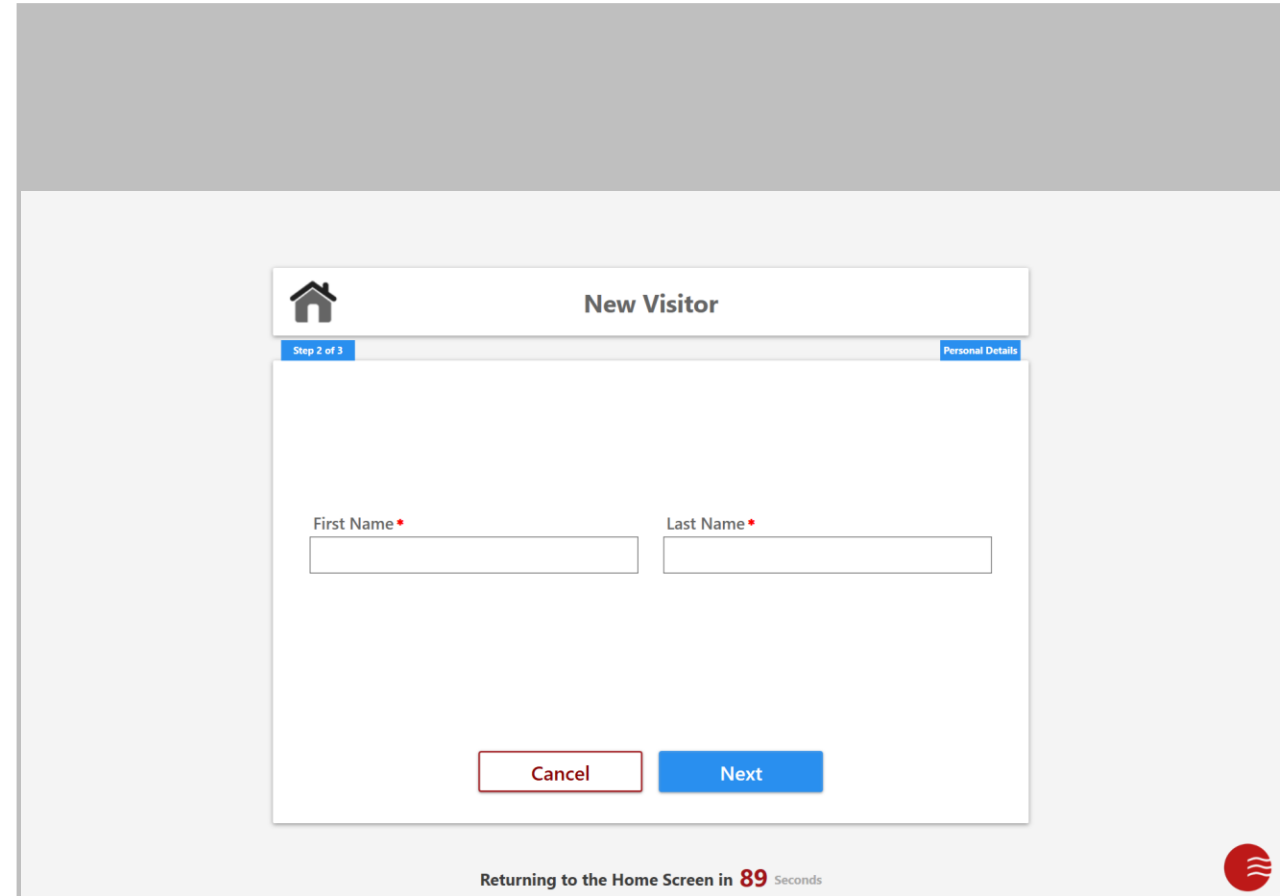
Returning to the Home Screen in 80 Seconds



- When the new visitor button is selected a step-by-step wizard is activated
- This wizard is completely customizable for fields, steps, and actions
- The typical first screen within the wizard activates the front facing camera on the kiosk for a picture capture

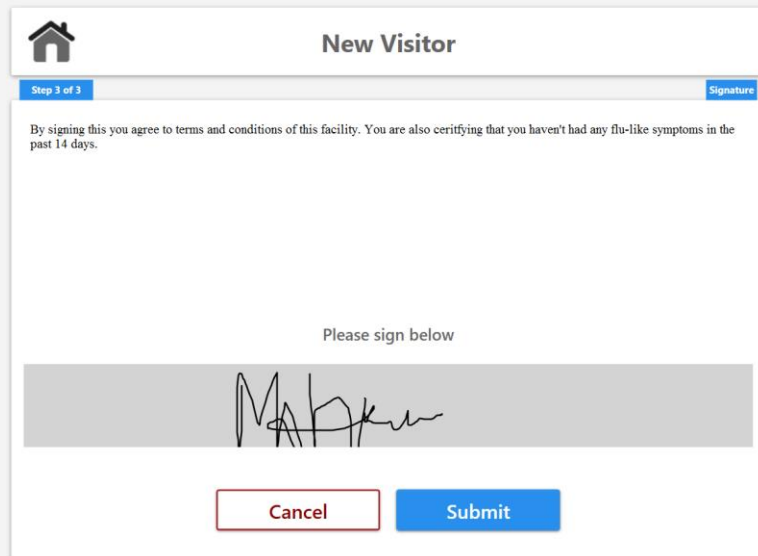
Kiosk Interface – New Visitor 2

- After the picture capture, the wizard walks through a customizable set of fields and screens to capture information from the visitor
- These can be configured per location
- COVID questionnaire, contact info, etc.
- The visitor can capture all information via voice-to-text



The screenshot displays a kiosk interface titled "New Visitor". At the top left is a home icon, and at the top right is the title "New Visitor". Below the title, there are two tabs: "Step 2 of 3" (active) and "Personal Details". The main content area contains two text input fields labeled "First Name" and "Last Name", each with a red asterisk indicating a required field. Below the input fields are two buttons: "Cancel" (outlined in red) and "Next" (solid blue). At the bottom of the screen, a timer indicates "Returning to the Home Screen in 89 Seconds". A red circular icon with three white horizontal lines is located in the bottom right corner.

Kiosk Interface – New Visitor 3



The screenshot shows a kiosk interface titled "New Visitor" with a home icon in the top left. The interface is on "Step 3 of 3" and is labeled "Signature" in the top right. The main text reads: "By signing this you agree to terms and conditions of this facility. You are also certifying that you haven't had any flu-like symptoms in the past 14 days." Below this, it says "Please sign below" and shows a handwritten signature on a grey background. At the bottom, there are two buttons: "Cancel" (outlined in red) and "Submit" (solid blue).

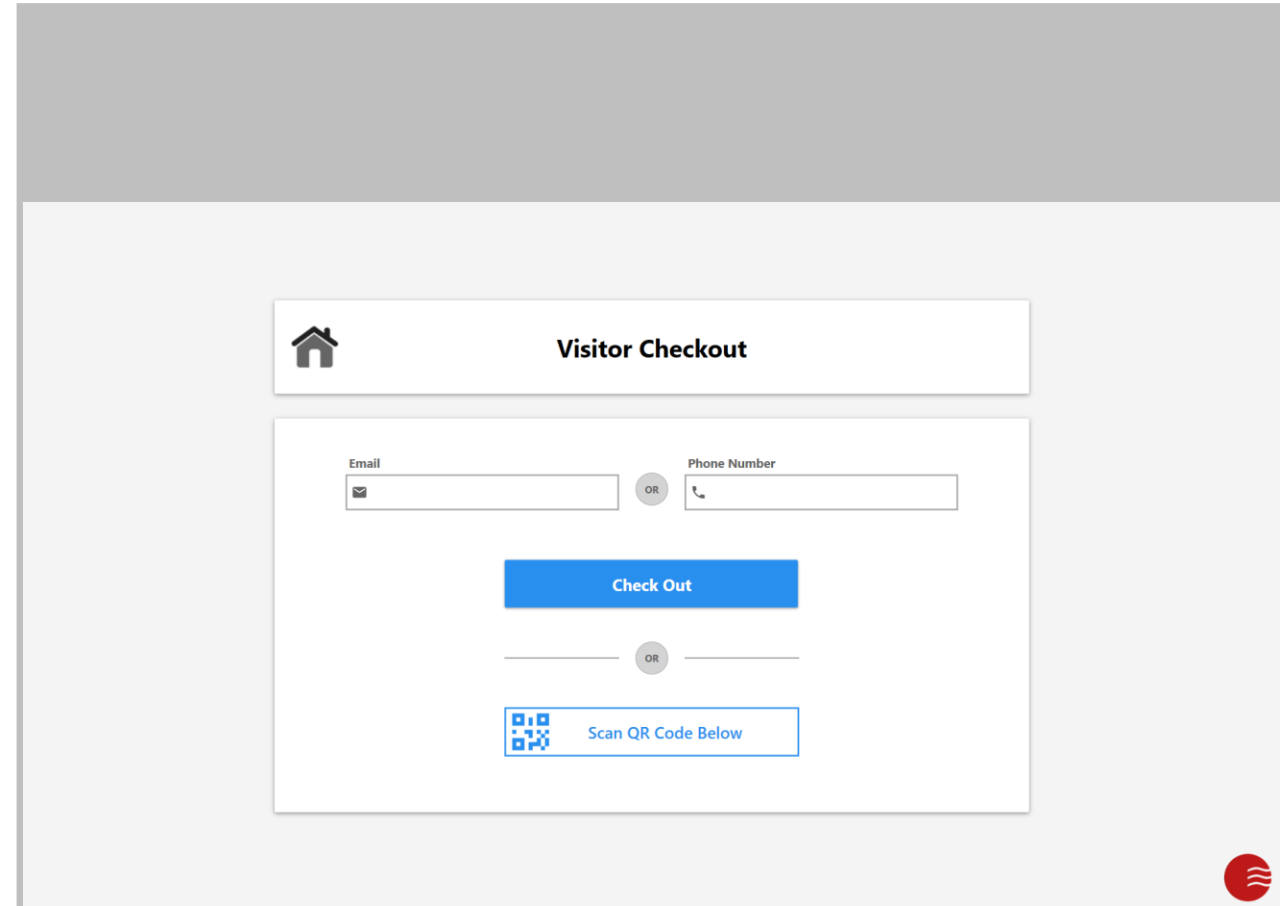
Returning to the Home Screen in 80 Seconds



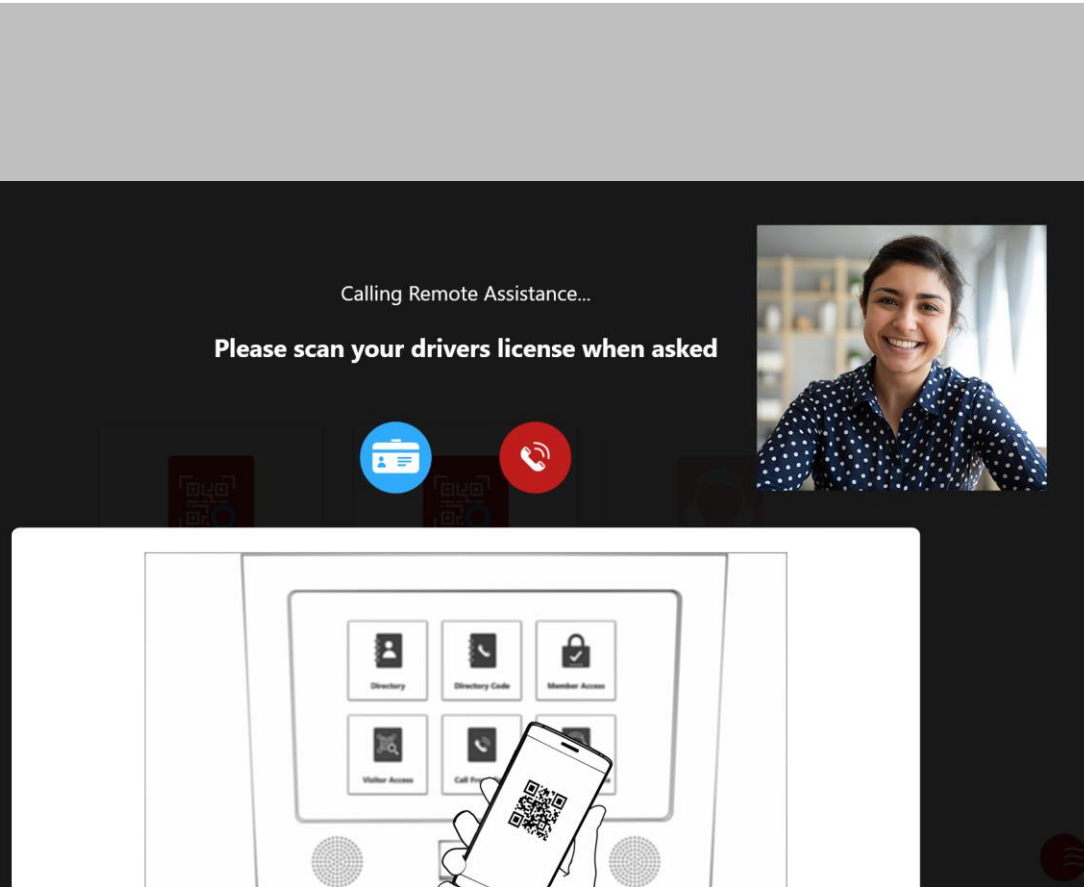
- Once all the information is captured from the visitor, they can finalize the record by signing and submitting
- On the signature screen, the software can display an NDA, sign disclaimer, etc.
- The signature can also have frequency requirements where the visitor is required to re-sign at a specified interval

Kiosk Interface – Visitor Checkout

- To checkout, the visitor can enter email, phone number, or scan the e-pass or physical pass
- The software supports touchless exit so the kiosk can accept a scan without the screen being activated at all.



Kiosk Interface – Remote Assistance



- There is also a remote assistance option to activate the speakers, microphone, and camera on the kiosk to dial a remote operating center for additional help
- This remote receptionist can see and talk to the visitor and completely process them remotely
- The visitor doesn't have to do anything for entry

