



 **TEKWAVE Solutions**

TEKWave AllBox - Community

Smart Intercom and Remote Access Management

AllBox A1

- Robust vandal-proof outdoor kiosk unit with touchscreen interface.
- Temperature controlled aluminum NEMA enclosure that fits all climates and environments.
- 17" touchscreen AIO
- Expandable peripherals: thermal/infrared camera, printer, etc.

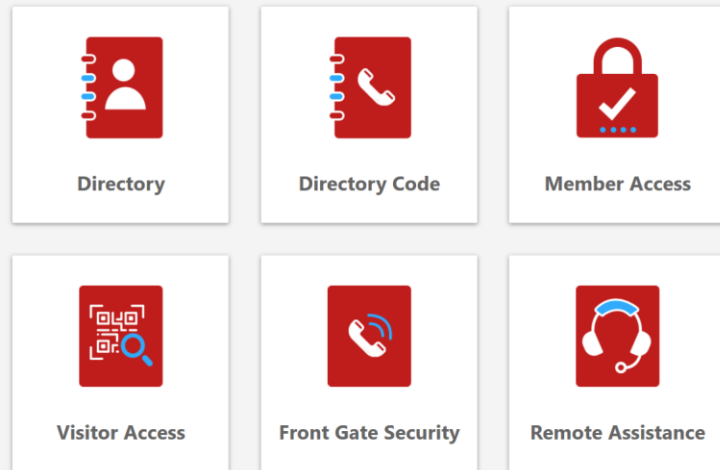


AllBox Interface – Splash Screen

- The AllBox splash screen is a customizable interface that will display when the AllBox is not in use.
- Put your community logo, instructions, image, etc. to properly brand and display at your gate!
- Scan a pass at this screen for touchless entry or tap the screen to proceed to the home screen.



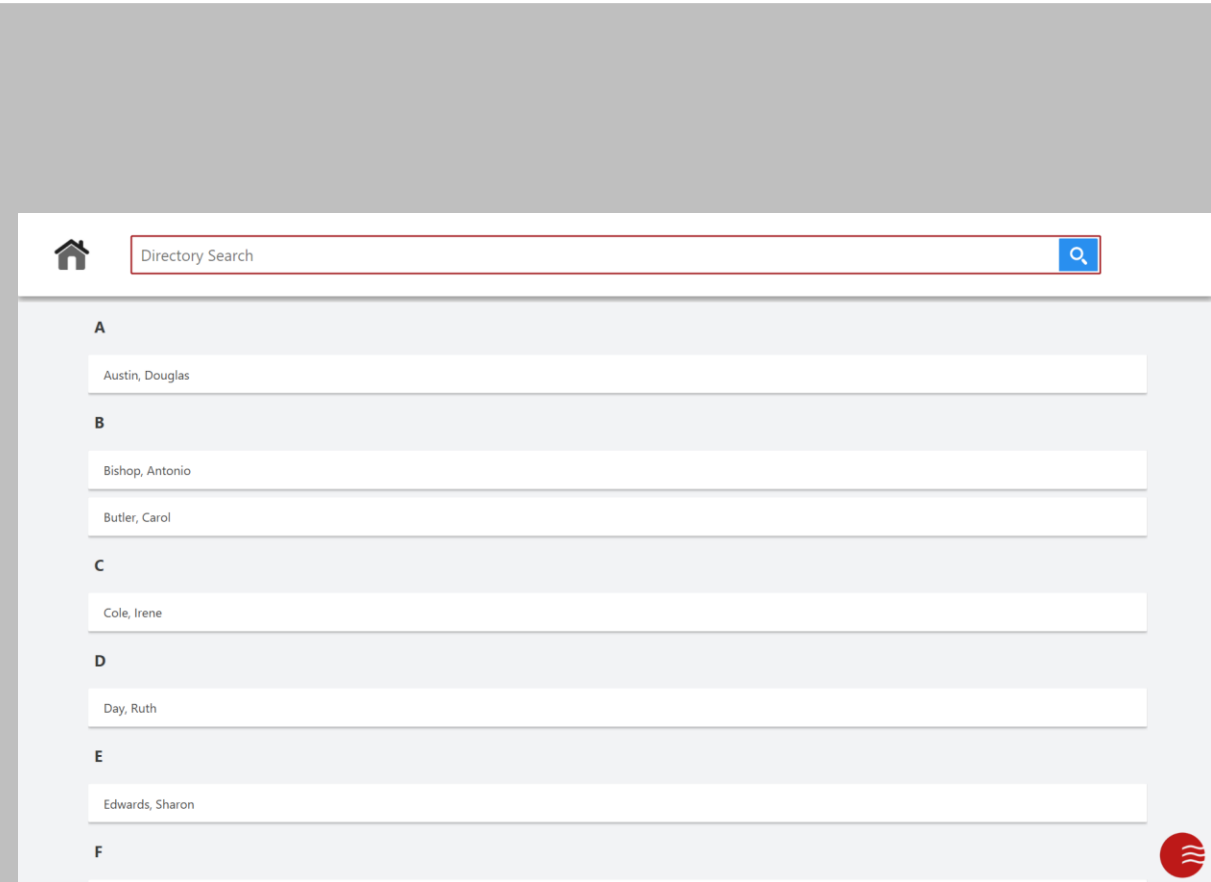
AllBox Interface – Home Screen



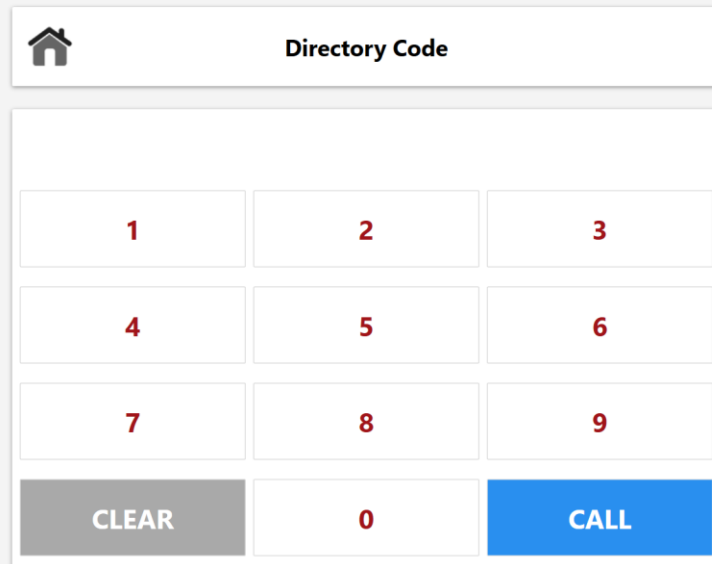
- Once the visitor or resident proceeds, they are taken to a configurable home screen where they can make a selection.
- The options will be configured to your community.
- The labels can be configured for each option as well as making a primary selection.

AllBox Interface – Directory

- The visitor can select the directory option so they can call a host within the system.
- The visitor can scroll through the list or search at the top.
- The resident can opt-in to or opt-out from the directory as well as display an alias in the listing.
- Through an audio or video call, the resident can talk to the visitor then remotely open the gate.



AllBox Interface – Directory Code



The screenshot shows a web interface titled "Directory Code". At the top left is a home icon. Below the title is a large empty text input field. Underneath is a numeric keypad with buttons for digits 1 through 9, 0, a "CLEAR" button, and a "CALL" button. The "CALL" button is highlighted in blue.

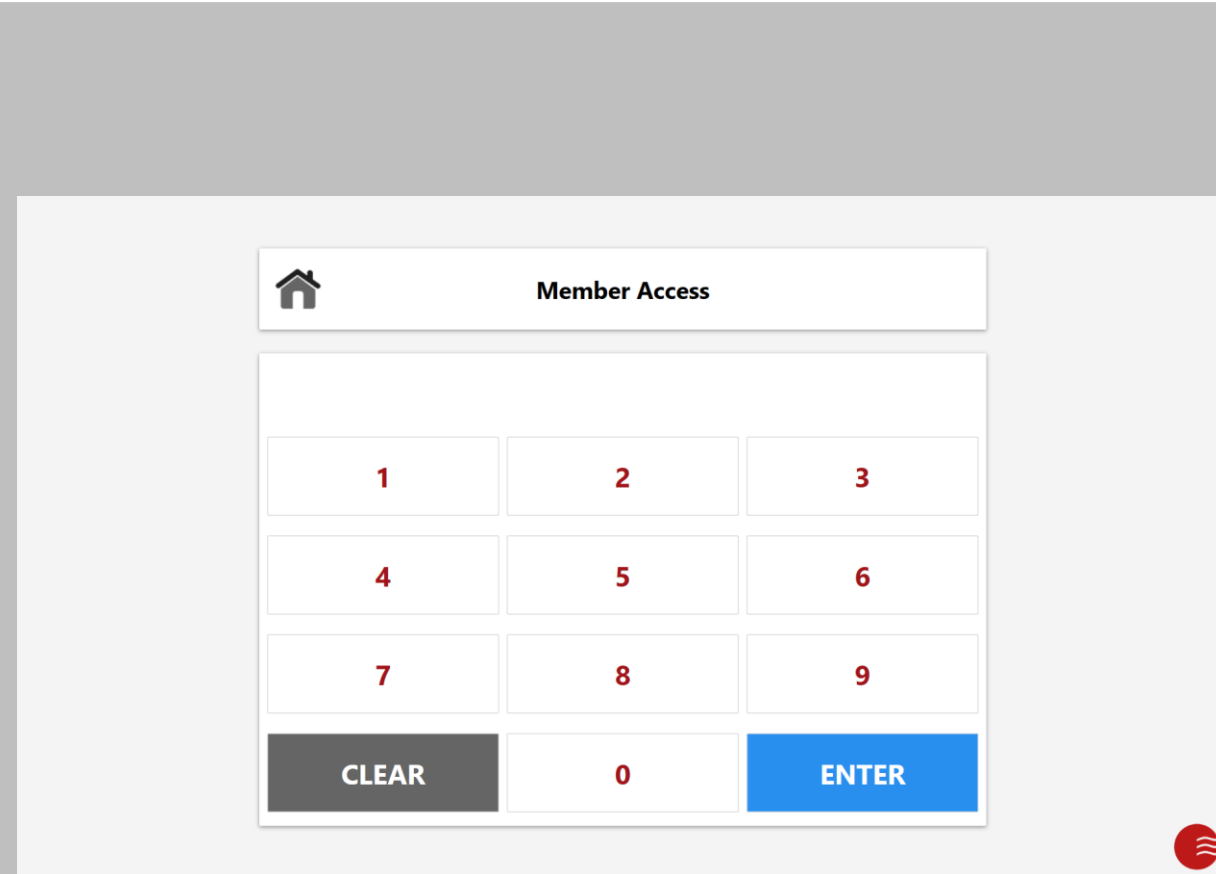
1	2	3
4	5	6
7	8	9
CLEAR	0	CALL



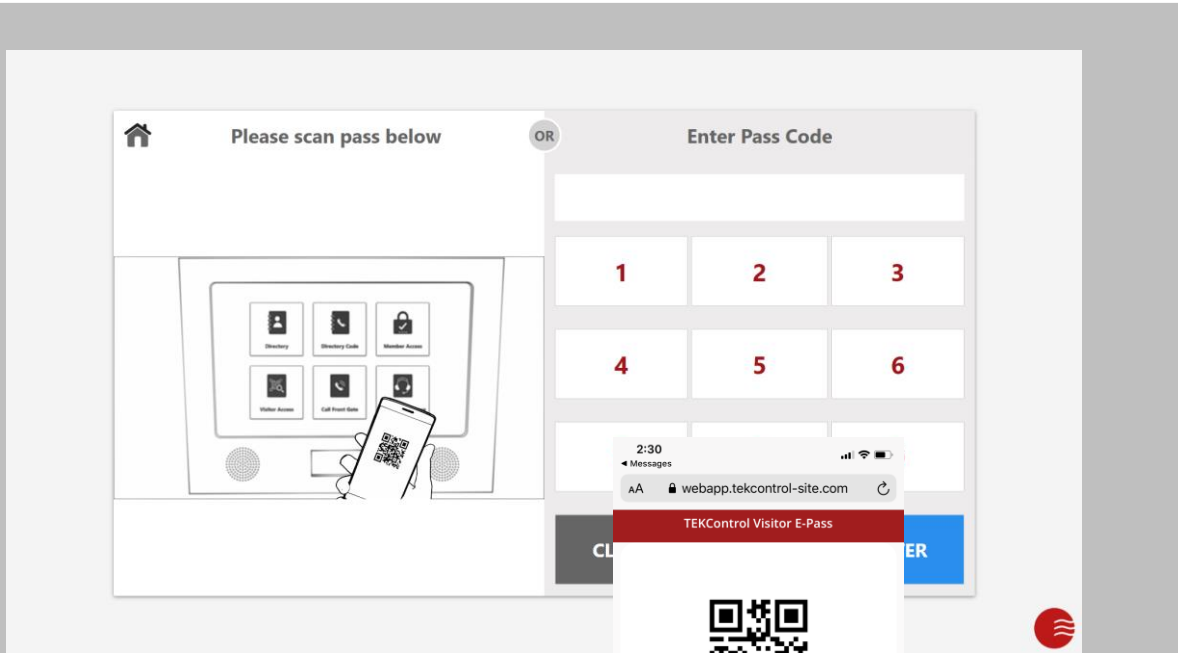
- The visitor can also use the directory code option to directly call the resident without scrolling or searching the directory.
- This option requires the resident to tell visitor their code for direct dial.
- This option can be displayed without the main directory for enhanced privacy.

AllBox Interface – Member Access

- In the member access section, a code can be configured for each host that will automatically open the gate.
- This option is perfect for when a resident is in an Uber, rental car, etc.
- Our web portal tracks when and how often these codes are used and the codes are unique to each individual!



AllBox Interface – Visitor Access



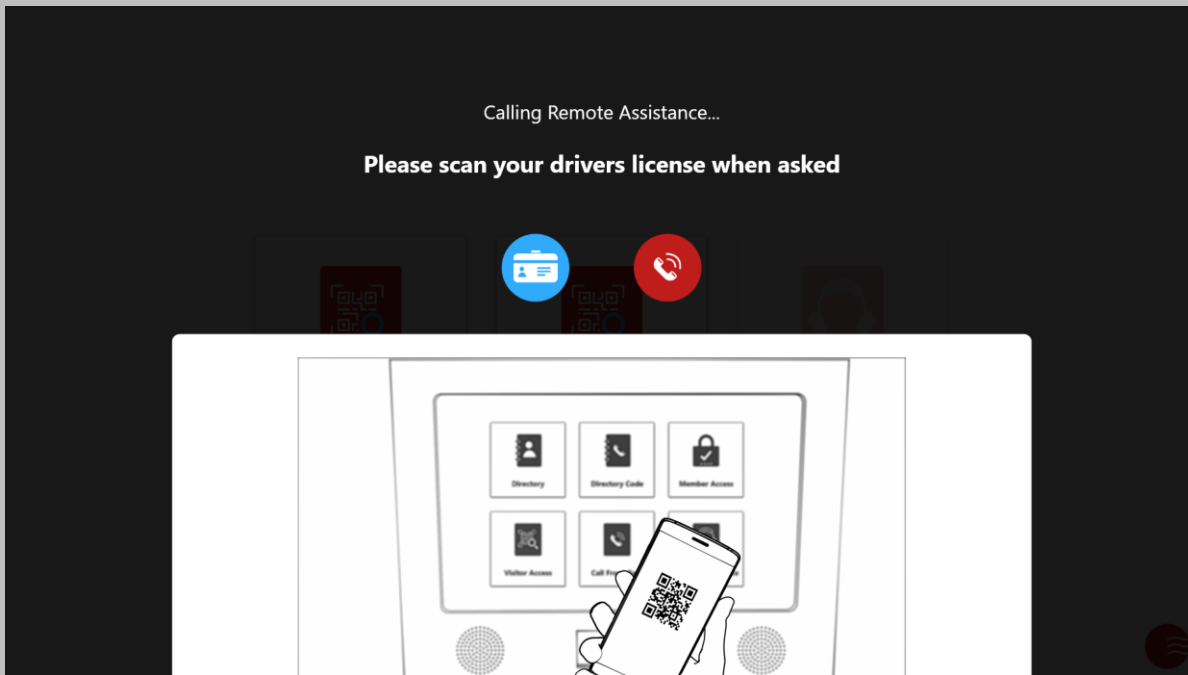
- A host can send a visitor an e-pass during the registration process which can be used at the AllBox.
- The QR code/barcode scanner at the bottom can scan an e-pass, printed pass, or driver's license.
- If the visit is valid, the gate will automatically open for the visitor to proceed.

AllBox Interface – Concierge

- A single button dial to a local resource.
- Let a visitor dial a roving patrol officer, property receptionist, property manager, etc.
- Assist visitors locally when an officer isn't on duty.



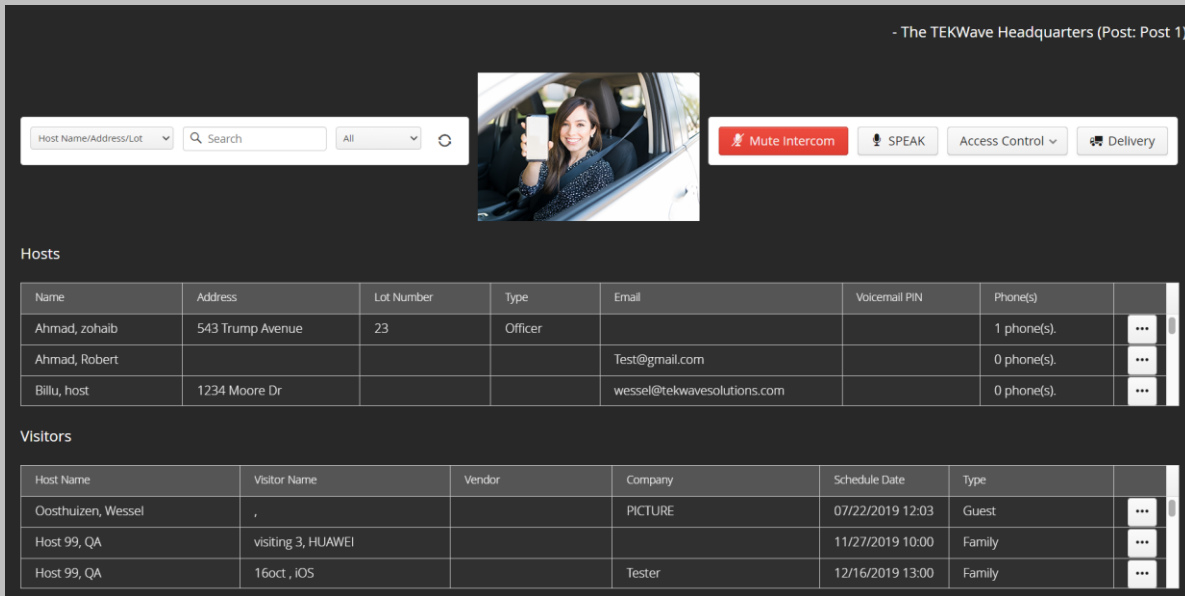
AllBox Interface – Remote Assistance



- The AllBox is also integrated into central station applications for complete remote management of the visitor process.
- Visitors can alert a central station of their presence by simply selecting remote assistance button.
- They will be connected with an operator for remote processing and entry.

Operator Interface – Remote Assistance

- The TEKWave Headquarters (Post: Post 1)



The screenshot displays the operator interface for remote assistance. At the top, there is a search bar with a dropdown menu for 'Host Name/Address/Lot', a search input field, and a filter dropdown set to 'All'. To the right of the search bar is a video feed showing a woman in a car. Below the video feed are several control buttons: 'Mute Intercom' (red), 'SPEAK' (with a microphone icon), 'Access Control' (with a dropdown arrow), and 'Delivery' (with a truck icon). Below the video feed, there are two tables: 'Hosts' and 'Visitors'.

Hosts

Name	Address	Lot Number	Type	Email	Voicemail PIN	Phone(s)	
Ahmad, zohaib	543 Trump Avenue	23	Officer			1 phone(s).	...
Ahmad, Robert				Test@gmail.com		0 phone(s).	...
Billu, host	1234 Moore Dr			wessel@tekwavesolutions.com		0 phone(s).	...

Visitors

Host Name	Visitor Name	Vendor	Company	Schedule Date	Type	
Oosthuizen, Wessel			PICTURE	07/22/2019 12:03	Guest	...
Host 99, QA	visiting 3, HUAWEI			11/27/2019 10:00	Family	...
Host 99, QA	16oct , IOS		Tester	12/16/2019 13:00	Family	...

- The central station operator can see, hear, and speak with the visitor onsite using the AllBox.
- The operator can verify if the visitor is allowed onsite, communicate with a resident, and open the gate remote.
- All of this is processed within our software and captured for reporting, searching, etc.

Add-Ons

- LPR – integrated license plate recognition for automatic processing with zero visitor interaction.
 - Leverage LPR for watchlist for specific visitors or license plates
- Printing – attachable printer to the AllBox for printed passes when the visitors engage with the AllBox.
- Other Integrations – internal resident management software, officer application tie-in, online pass purchasing.

